

# GRANITE EFFECT FILLER




The Densified Granite Series offers these advantages:

- One bag mix for easy use.
- May be used for solid surface (vacuum mixing) or for cultured granite.
- Exhibits excellent stain resistance in solid surface applications.
- Class A fire retardancy is possible with a 65-70% filler loading.

## Color Range

*The Densified Granite Effect Series (DGE) and Luxury Granite Series (LXS)* was developed to supply you, the cultured marble and solid surface artisan, with the most striking and up-to-date granite effect patterns available on the market. Since our original twelve-color product launch in 1991, the R.J. Marshall Company has responded to your requests for a wider range of colors, patterns and textures with dedication and innovation. Keeping pace with current design trends and staying at the forefront of technical research, we have created blends to help make you successful in a competitive marketplace.

Our *LXX and LXX-SE* lineup consists of colors influenced by natural and engineered stone. Like the other Luxury Granite Series blends, LXX and LXX-SE contains a high percentage of large chips for a richer, more natural look. The LXX-SE line contains various translucent granules, creating an illusion of depth in the finished part that makes it almost look as if colored glass pieces were embedded in the background color.



Flurries  
DGE 200



Arctic  
LXX 202




Blizzard  
LXS 203




Biscay  
LXX 204 SE




Cashmere  
DGE 205



Seashell  
LXS 206




Pewter  
DGE 210



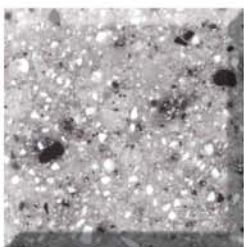
Lunar  
LXS 212\*




Tapioca  
LXS 219




Storm Clouds  
LXS 230




Moonstone  
LXS 235\*




Gravel  
LXS 240\*



Concrete  
DGE 281



Sandy Beach  
DGE 300



Bahia  
LXX 302 SE




Aurora  
DGE 305




Autumn  
DGE 307



Whole Wheat  
DGE 310




Desert Rock  
LXS 315



Venetian Sand  
LXS 319







Aggregate  
LXS 320



Mocha  
DGE 321




Cobblestone  
LXS 322



Walnut Toffee  
DGE 330




Riverstone  
DGE 335



Boston Brown  
LXX 336




Navajo  
LXS 345\*




Angora  
LXS 355




Sandalwood  
LXS 365




Golden Tortilla  
LXS 370




French Roast  
LXS 374




Peanut Brittle  
LXS 388




Crushed Almond  
DGE 390



Honey Oat  
LXS 398




Charcoal  
DGE 400




Obsidian  
DGE 420




Spanish Moss  
DGE 625



Winter Pines  
LXS 630




Blue Jeans  
DGE 725




Lake Michigan  
DGE 750




Peach Freeze  
DGE 800




Spice  
DGE 805



Copper Ridge  
LXX 903\*



Gold Rush  
LXX 904\*



Silverado  
LXX 905\*

*\* Indicates use of a reflective additive.*

**Colors in this brochure are representative.**

**Please contact us for samples today, as final product determination must be based on casting in your resin and process.**



**THE R. J.  
MARSHALL  
COMPANY**

## Quality Matters

In addition to innovation is the R.J. Marshall Company's commitment to quality. Every component of a Densified Granite Effect filler—from ATH, to granules, to finished mix—is processed and quality controlled at an R.J. Marshall manufacturing facility, guaranteeing batch-to-batch consistency and superior overall performance. Whether you use them in solid surface or cultured marble applications, DGE fillers will provide outstanding thermal shock performance (exceeds all industry standards when poured by standard manufacturing procedures) and a Class A fire retardancy with a 65-70% filler loading. Furthermore, DGE fillers offer you the advantages of excellent chemical and stain resistance in solid surface applications.

**Solid Surface granules are manufactured under The R.J. Marshall exclusive patent and contains up to 22% post industrial recycled content.**

## Custom Colors

Can't find what you're looking for in our DGE color palettes? Perhaps you need a match to an existing color pattern, or maybe you have an idea all your own that you would like to see developed. Then put the R.J. Marshall's custom color matching experience to work for you. Our color development team has created hundreds of special blends to meet the special needs of granite artisans all over the world, and we're not about to stop.

**Allow us to serve you with our innovation, quality and expertise.**

**Equipment** - The basic equipment needed for solid surface manufacturing includes a batch vacuum mixer or continuous casting machine with a densifier, appropriate molds, table sander, and necessary saws and routers. For cultured granite manufacturing a mixer and molds are needed.

**Resin Suggestions** - The appearance of the final product may vary in color consistency when different resins are used. While percentages may vary, the recommended resin level for most DGE applications is 30-35% by weight. In cultured granite applications (behind a clear gel coat), the use of an onyx or swing type resin is recommended due to the high translucent nature of the material.

**Catalyst Level** - A catalyst level of 1.5% by weight of resin is a recommended starting point. Differing catalyst levels can change the overall color of the material. The gel time should be between 20 and 30 minutes. If excessive gel times are experienced a change in catalyst may be necessary.

**Matrix Consistency** - When the resin level is around 30-35% by weight the matrix should have a workable consistency. The use of Hylite Granules or Luxury line granites with Hylites included may require a higher viscosity mix and less / no vibration.

**Vibration** - If vibration is necessary it should be minimal. Vacuum mixing, creating a matrix with an appropriate viscosity, and using proper pouring techniques should eliminate air entrapment in the matrix.

**Thermal Cycling** - When poured by standard manufacturing procedures DGE filler will exceed all industry standards.

**Physical Properties** - Meets or exceeds all solid surface standards when properly used.



toll free: 800-338-7900  
customer care: 888-514-8600  
[www.Rjmarshall.com](http://www.Rjmarshall.com)  
[salesinfo@rjmarshall.com](mailto:salesinfo@rjmarshall.com)

